



B800ES Sphere LED Controller

Specification V3.1

Shenzhen Mooncell Electronics Co., Ltd

1 Product Overview

Product Introduction

B800ES is a special-shaped customized independent master with 8 Gigabit Ethernet port outputs; with a load of up to 5.20 million pixels; and has powerful processing power to effectively improve the utilization rate of the load, supporting any 4K resolution; it has powerful processing power, ultra-stable performance and ultra-high cost performance

Product Features

- Varieties of input interface: 1X DP 1.2 Input; 1X HDMI2.0 Input;
- 1 AUDIO audio input, synchronous transmission through network cable
- 8 Gigabit network port output, support screen up and down, left and right arbitrary splicing
- 1 USB interface communication, which can be controlled by multiple sending cards on the same PC
- It supports Ethernet Port Loop Dual Backup, Dual Master Controller Backup.
- Compatible with 30HZ, 50HZ, 60HZ, 120HZ and other frame rate inputs

- It supports the upper computer software to detect the operating parameters and status of the sending card.
- It supports to read the configurations back from where it was stored (configuration read back)
- It supports to detect the error rates of the gigabyte network.
- Extended 3D Interface

Application Scenarios

Mooncell B800ES could be widely used for sphere led display, Circle Led Display and a variety of displays that are special-shaped designed.

2 Product Parameters

Basic Parameters

Loading Capacity	1 Network Port	650 Thousand Pixels
	Entire Unit	5.20 Million Pixels
Loading Range	Width	640—8192 Pixels
	Height	480—4096 Pixels
Shift Range	Width	0—8192 Pixels
	Height	0—4095 Pixels

Hardware Introduction




Front Panel Illustration

Front Panel Illustration		
#	Name	Illustration
1	ON/OFF	Power On/Off for Master Controller
2	LCD Indicator	To show the current status of the device and to set the menu item parameters

3	Rotating Knob	When it's in the Main Interface, Press the Knob to enter the Menu Operation Interface.
		When in the Menu Operation Interface, rotate the knob to select the menu, press the knob to select the current menu or enter sub-menu
4	ESC	Exit the current menu or operation.

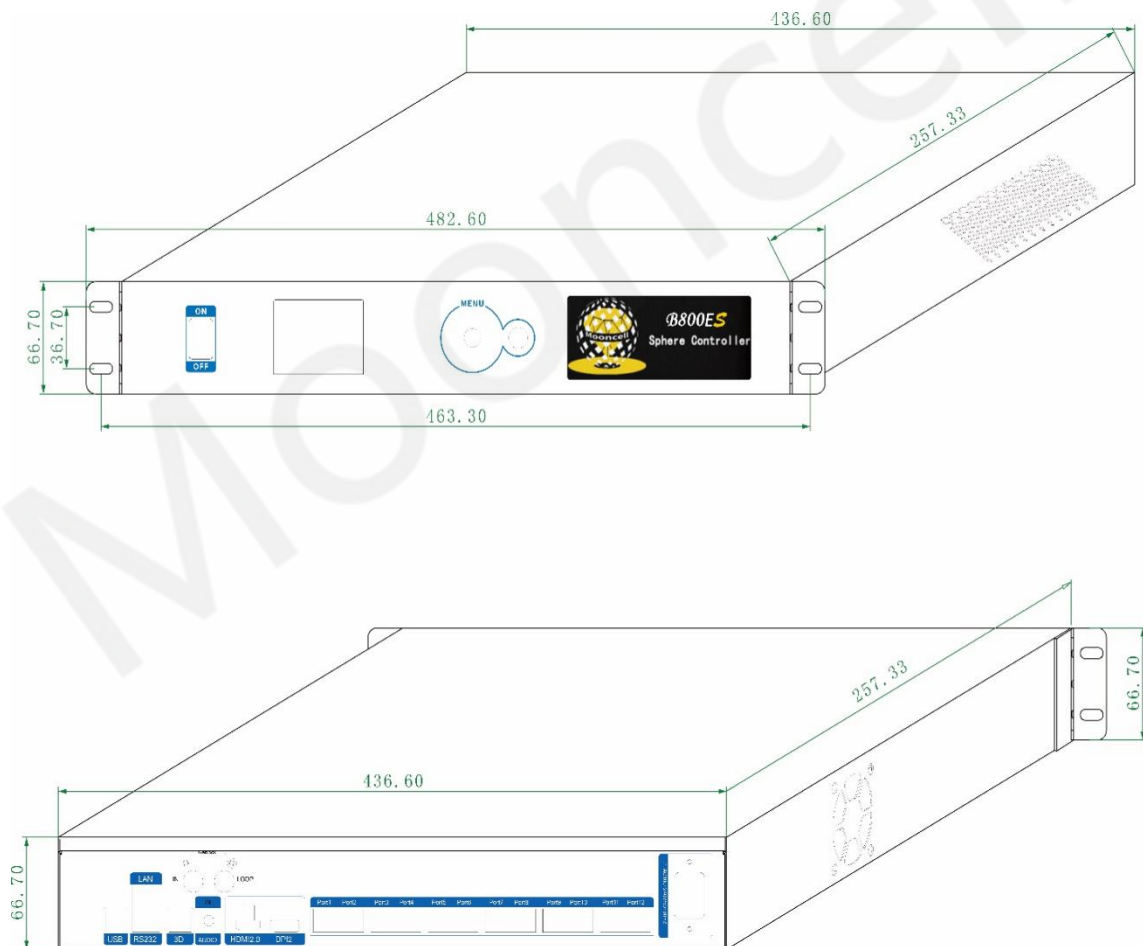
Backside Panel





Interface	Illustration
AUDIO	3.5mm Audio Input Interface
DP1.2	The maximum resolution 3840x2160@60Hz, downwards compatible. The maximum width of the graphics card is 4096, maximum height is 4096.
HDMI2.0	The maximum resolution 3840x2160@60Hz, downwards compatible. The maximum width of the graphics card is 4096, maximum height is 4096.
Ethernet Port	<p>8 x Gigabyte Ethernet Port Output.</p> <p>The maximum loading capacity for 1 single network port: 650 thousand pixels. Support inter-network port loop backup.</p> <p>Audio transmission can only be realized by the P1 output network port.</p>

Interface	Illustration
USB	to connect to the PC end
RS232	1x DB9 interface to connect the central control devices.
LAN	100M megabyte Interface for Local Area Network Communication
3D	The reserved interface(to connected the 3D Transmitter,it needs to be customized according to the requirements)
Power Port	AC-100-240V-50/60HZ AC Power Connector

Dimensions



3 Application Scheme



4 Product Specifications

Specifications

Electric Parameters	Input Voltage	AC-100-240V-50/60HZ
	Rated Power	20W
Operating Environment	Operating Temperature	-20°C - 70°C
	Operating Humidity	10%RH-90%RH No Solidification
Dimensions(Device)	482.6mmX257.33mmX66.7mm (Length x Width x Height)	
Dimension (Carton)	515*130*355mm	
Net Weight	3.44Kg	
Packaging	1 × Power cord, 1x USB2.0 Cable, 1x HDMI Cable, . 1x DP Cable. 1x Certificate	
Gross Weight	4.78 KG	

Precautions

- 1. High voltage danger: The working voltage of this product is AC - 100V ~ 240V.**
- 2. It is forbidden to immerse conductive objects such as liquids and metal fragments into the equipment to avoid safety accidents.**
- 3. Please use the equipment in a dry and clean environment.**